

Scaled data based on original data using
LM-79-08 Approved Method: Electrical and Photometric Measurements of Solid-
State Lighting Products

Test Report Prepared for
Cooper Lighting Solutions
(formerly Eaton)

Brand: McGRAW-EDISON

Report Number: P594993

Luminaire Tested: **IST-PA1A-827-U-T2R**

Issue Date: 3/22/2022

Test Information

Test Method: LM-79-08
Report Number: P594993
TEST IS SCALED FROM IESNA LM-79-08 TEST DATA (G1-2201-510-1)
Test Lab: INNOVATION CENTER
Issue Date: 3/22/2022
Manufacturer: COOPER LIGHTING SOLUTIONS (FORMERLY EATON)
Product Line: McGRAW-EDISON
Catalog Number: IST-PA1A-827-U-T2R
Description: IMPACT ELITE LED TRAPEZOID LUMINAIRE
(1) 80 CRI, 2700K, 350mA LIGHT ENGINE WITH 24 LEDS AND TYPE II ROADWAY OPTICS
Light Source: -
Ballast/Driver: ELECTRONIC DRIVER

Summary

Lumens per Lamp: N/A
Luminaire Lumens: 3054 lumens
Efficiency: N/A
Efficacy: 106.0 lumens/watt
Luminous Opening: Rectangular (W 0.75' x L: 0.5' x H: 0')
IES Classification: Type II - Medium
BUG Rating: B1 - U0 - G1

Input Watts (W): 28.8
Input Voltage (V): NR
Input Current (Ain): NR
Voltage Rise (V): NR
Power Factor: NR
Total Harmonic Distortion (THDi): NR
Frequency (hertz): 60
Stabilization Time: NR
Operation Time: NR
Ambient Temperature (°C): NR
Test Distance: 28.75 FT

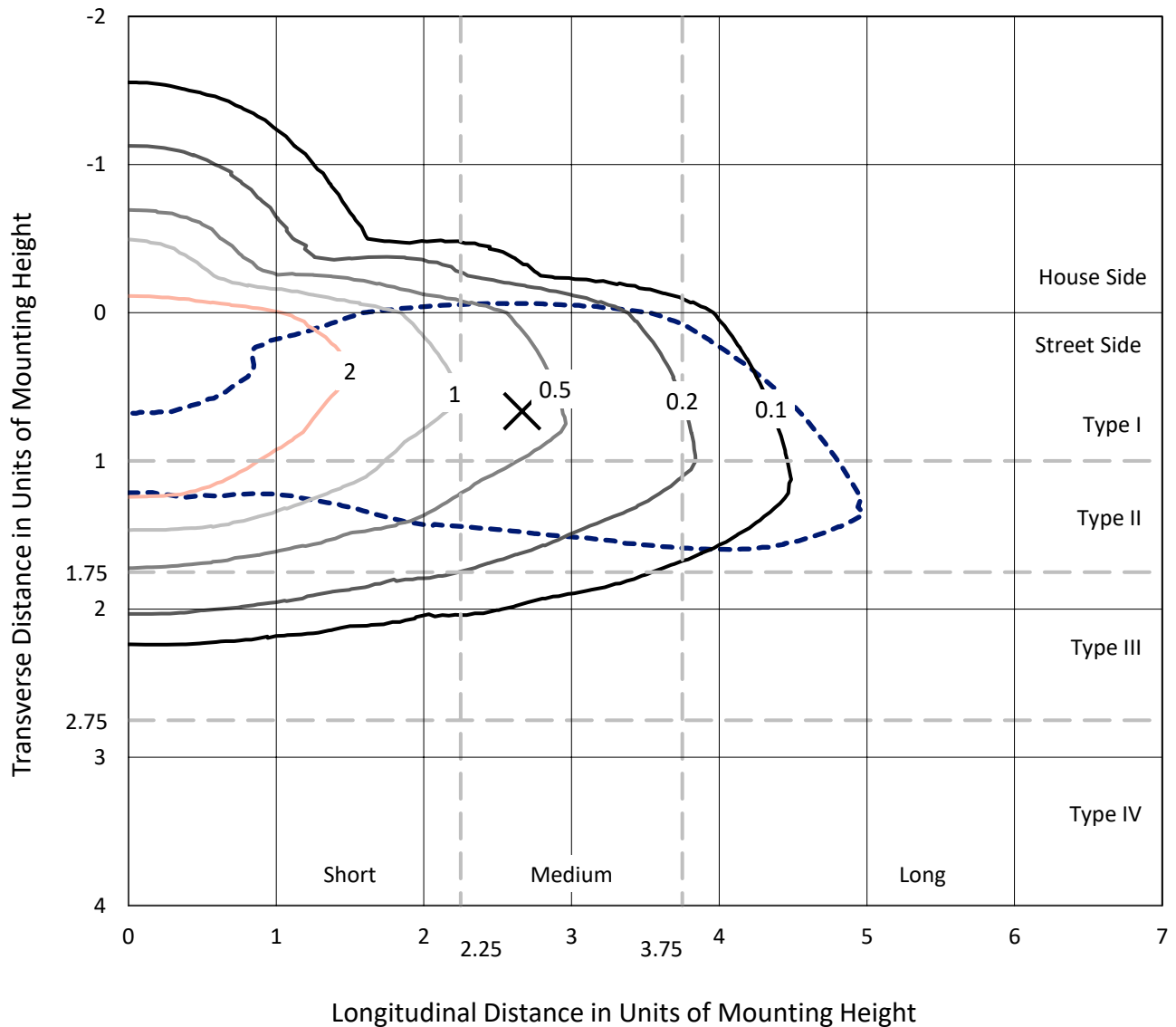




REPORT NUMBER: P594993
 CATALOG NUMBER: IST-PA1A-827-U-T2R

Iso-Footcandle Lines of Horizontal Illumination

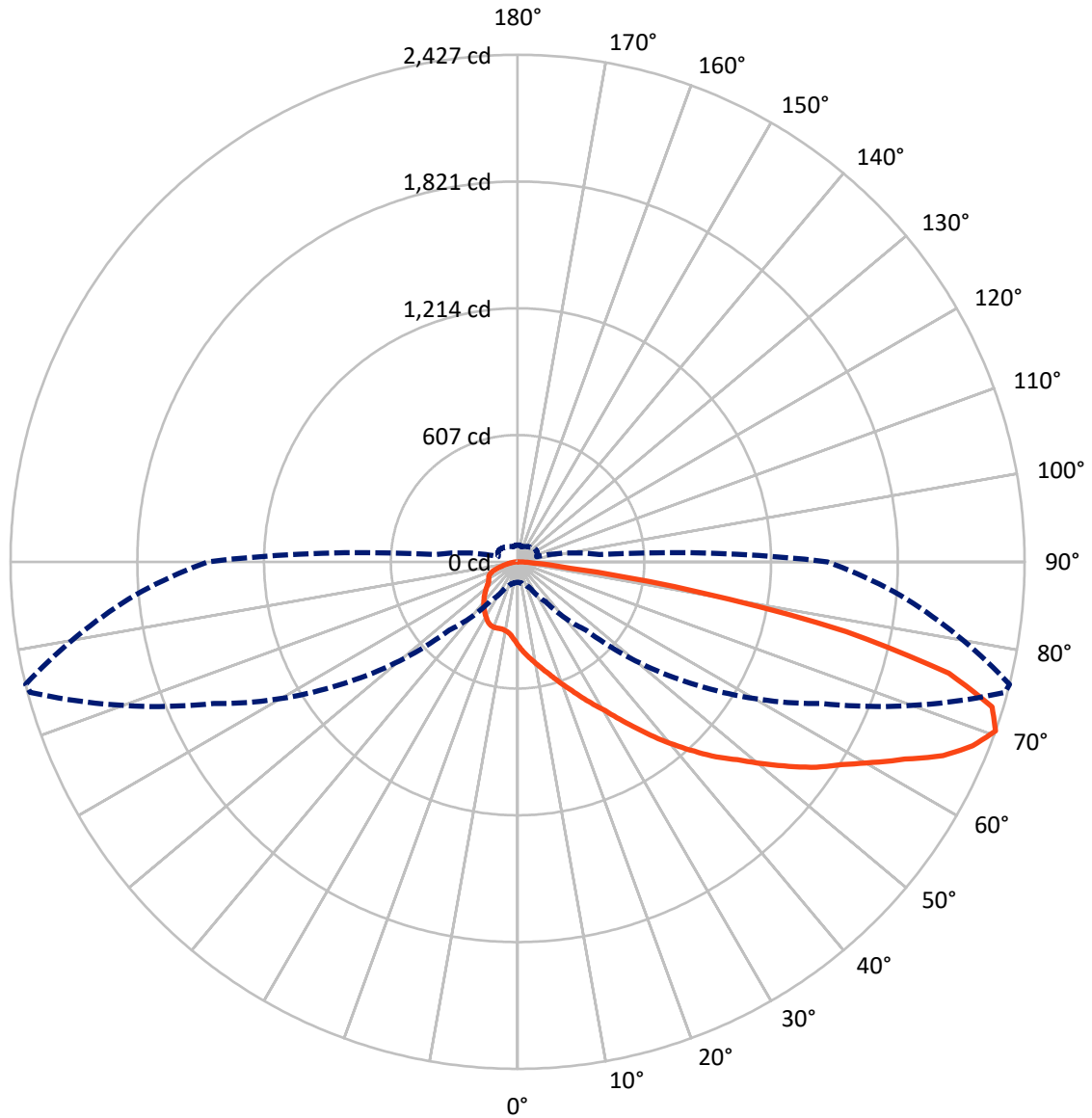
✕ Max cd
 - - - 1/2 Max cd



Based on 12 foot mounting height. Maximum calculated value = 4.8 fc
 Type II - Medium - N/A

REPORT NUMBER: P594993
CATALOG NUMBER: IST-PA1A-827-U-T2R

Luminous Intensity Polar Plot



— Vertical Plane Through 76-Deg Lateral - - - Horizontal Cone Through 70-Deg Vertical

REPORT NUMBER: P594993
 CATALOG NUMBER: IST-PA1A-827-U-T2R

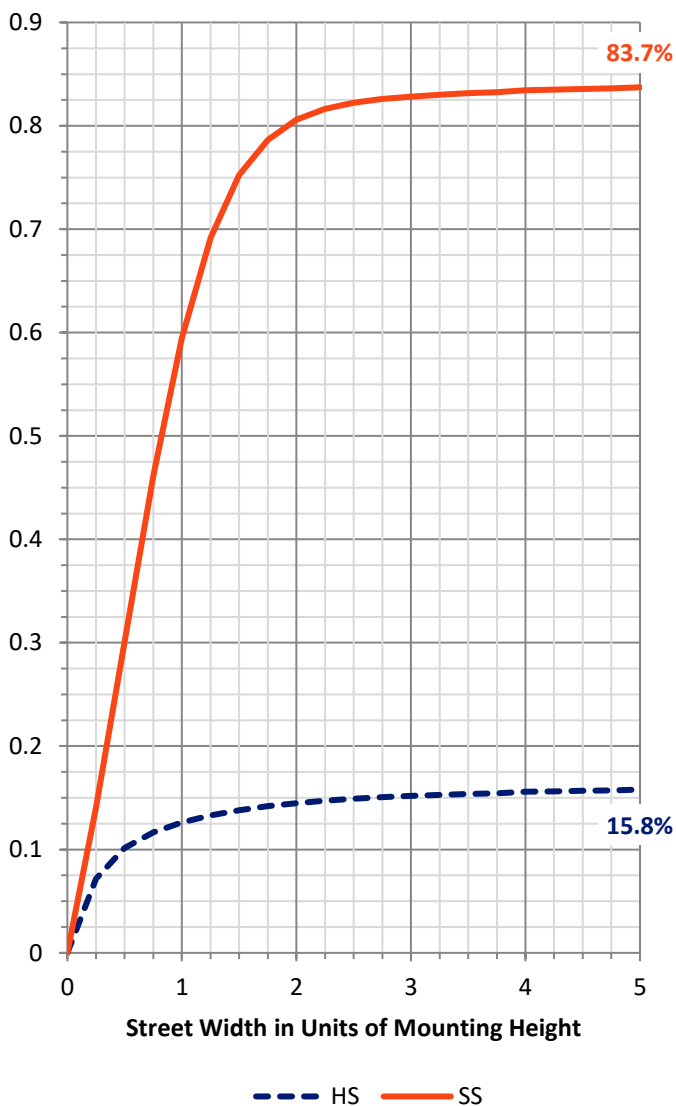
FLUX DISTRIBUTION:

		Downward	Upward	Total
House Side	Lumens	489.8	0.0	489.8
	% Fixture	16.0	0.0	16.0
Street Side	Lumens	2564.2	0.0	2564.2
	% Fixture	84.0	0.0	84.0
Total	Lumens	3054.0	0.0	3054.0
	% Fixture	100.0	0.0	100.0

ZONAL LUMENS:

Zone	Lumens	% Fixture
0°-10°	39.1	1.3
10°-20°	128.9	4.2
20°-30°	237.5	7.8
30°-40°	397.9	13.0
40°-50°	565.3	18.5
50°-60°	652.7	21.4
60°-70°	600.0	19.6
70°-80°	378.3	12.4
80°-90°	54.4	1.8
90°-100°	0.0	0.0
100°-110°	0.0	0.0
110°-120°	0.0	0.0
120°-130°	0.0	0.0
130°-140°	0.0	0.0
140°-150°	0.0	0.0
150°-160°	0.0	0.0
160°-170°	0.0	0.0
170°-180°	0.0	0.0
0°-90°	3054.0	100.0
0°-180°	3054.0	100.0

Coefficient of Utilization

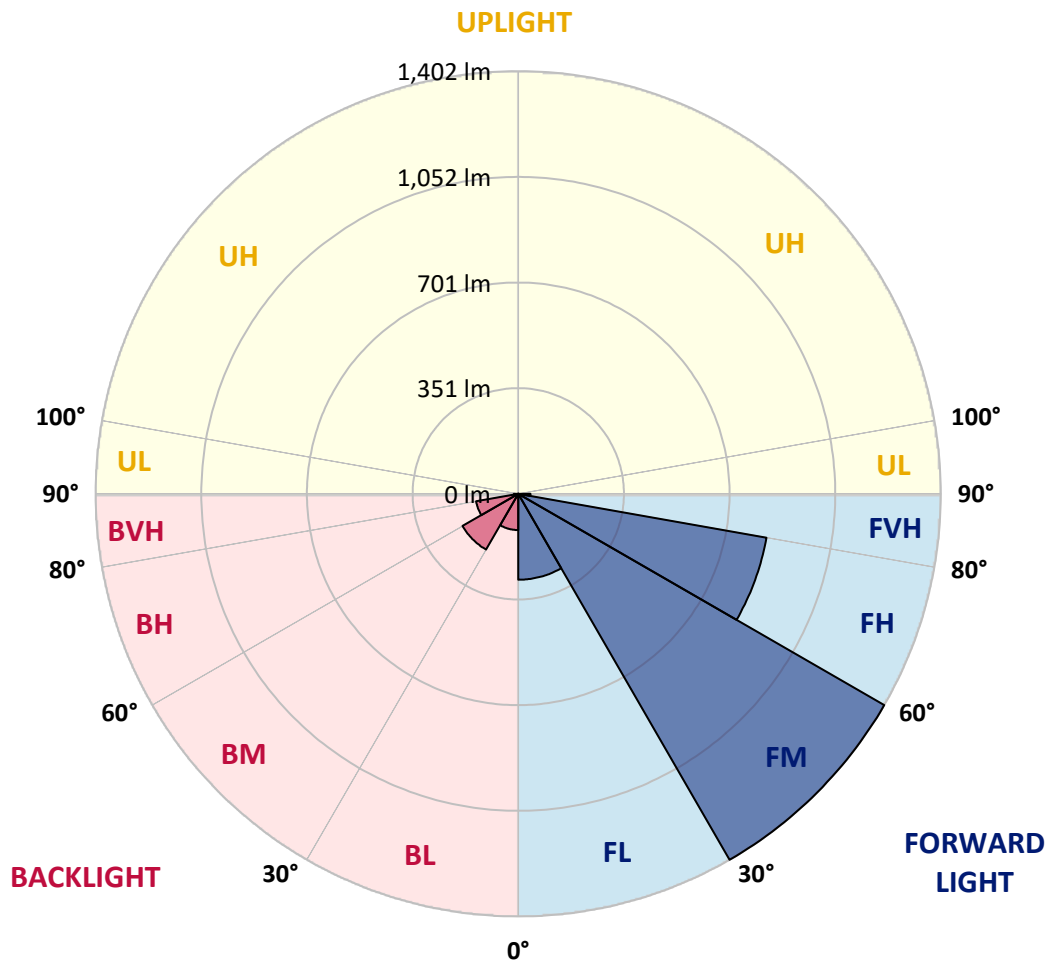


REPORT NUMBER: P594993
 CATALOG NUMBER: IST-PA1A-827-U-T2R

LUMINAIRE CLASSIFICATION SYSTEM LUMEN TABLE AND BUG RATING:

Zone	Lumens	% Fixture	Zone Rating/Lumen Limit		
			B	U	G
FL (0°-30°)	285.1	9.3			
FM (30°-60°)	1402.3	45.9			
FH (60°-80°)	836.4	27.4			G1/1800
FVH (80°-90°)	40.3	1.3			G1/100
BL (0°-30°)	120.2	3.9	B1/500		
BM (30°-60°)	213.6	7.0	B0/220		
BH (60°-80°)	142.0	4.6	B1/500		G1/500
BVH (80°-90°)	14.1	0.5			G1/100
UL (90°-100°)	0.0	0.0		U0/0	
UH (100°-180°)	0.0	0.0		U0/0	

BUG Rating: B1-U0-G1
 Type II Medium





REPORT NUMBER: P594993
 CATALOG NUMBER: IST-PA1A-827-U-T2R

CANDELA DISTRIBUTION (FULL):

	0°	5°	15°	25°	35°	45°	55°	65°	75°	76°	85°
0°	400.6	400.6	400.6	400.6	400.6	400.6	400.6	400.6	400.6	400.6	400.6
2.5°	482.2	481.5	479.3	475.6	472.7	463.9	452.1	441.8	426.4	424.9	409.5
5°	525.6	522.7	522.7	519.0	515.3	505.8	491.1	472.7	450.6	449.2	419.8
7.5°	546.2	546.9	545.5	542.5	543.3	535.2	521.9	503.6	473.4	471.9	433.7
10°	575.6	574.9	571.9	569.7	569.0	561.6	549.9	533.0	501.4	498.4	449.9
12.5°	604.3	602.1	602.8	602.1	600.6	593.2	582.2	565.3	526.3	524.9	469.7
15°	620.4	619.7	624.9	626.3	632.2	625.6	616.0	596.9	561.6	555.7	493.3
17.5°	630.7	630.0	635.1	646.9	657.9	657.9	655.0	634.4	595.4	591.0	519.7
20°	648.4	651.3	660.1	669.7	685.9	688.8	688.1	679.2	634.4	630.0	549.1
22.5°	683.7	682.2	689.5	704.2	718.9	723.4	724.1	724.1	679.2	671.2	579.3
25°	759.4	755.7	749.8	748.4	766.0	765.3	763.1	768.2	726.3	720.4	613.8
27.5°	903.5	895.4	872.6	827.0	816.7	820.4	809.4	810.1	780.0	772.6	643.2
30°	1040.2	1036.5	1015.2	960.1	902.0	881.4	862.3	854.2	839.5	827.0	674.8
32.5°	1163.7	1164.4	1138.7	1078.4	1018.9	954.2	921.1	904.2	910.1	899.0	718.2
35°	1247.5	1240.9	1224.7	1184.3	1119.6	1057.8	994.6	957.1	988.7	976.2	761.6
37.5°	1296.7	1291.6	1278.4	1249.7	1217.4	1157.8	1077.7	1020.3	1082.1	1063.7	816.7
40°	1321.7	1314.4	1301.2	1289.4	1274.0	1241.6	1171.0	1092.4	1167.4	1151.2	871.1
42.5°	1324.7	1319.5	1312.2	1306.3	1311.5	1307.0	1262.2	1176.2	1257.1	1239.4	933.6
45°	1322.5	1326.2	1317.3	1307.0	1317.3	1354.8	1354.8	1260.0	1346.0	1332.8	993.1
47.5°	1323.9	1320.3	1317.3	1314.4	1315.9	1367.3	1418.8	1338.6	1431.3	1415.8	1063.0
50°	1262.9	1268.1	1293.1	1304.1	1310.7	1370.3	1470.2	1423.9	1537.1	1518.0	1140.9
52.5°	1068.9	1071.8	1185.7	1268.1	1294.5	1358.5	1506.3	1518.8	1641.5	1626.8	1224.7
55°	823.3	838.8	946.8	1148.3	1257.8	1338.6	1517.3	1580.5	1748.1	1736.3	1309.2
57.5°	677.8	680.0	742.5	922.6	1141.6	1320.3	1528.3	1637.1	1843.7	1830.4	1397.5
60°	562.4	557.2	595.4	711.6	948.3	1246.8	1530.5	1681.9	1954.7	1950.3	1488.6
62.5°	413.1	419.0	455.8	554.3	741.7	1097.5	1519.5	1720.2	2087.0	2081.1	1590.1
65°	253.6	261.0	305.8	396.2	561.6	871.1	1447.4	1740.0	2225.9	2239.2	1699.6
67.5°	134.5	139.7	166.1	239.6	385.2	663.8	1274.0	1715.0	2343.6	2349.4	1804.7
70°	98.5	99.2	108.1	135.3	232.3	461.7	1014.5	1606.2	2415.6	2427.4	1839.3
72.5°	86.0	86.7	90.4	97.0	126.4	281.6	727.0	1416.6	2385.5	2375.2	1781.2
75°	77.9	77.9	80.9	83.1	92.6	155.8	445.5	1159.3	2155.4	2132.6	1518.8
77.5°	66.9	66.9	69.8	72.8	80.1	100.7	233.0	859.4	1648.1	1609.2	1038.7
80°	53.7	53.7	57.3	61.0	70.6	75.7	113.9	574.9	942.4	885.1	472.7
82.5°	36.8	39.7	46.3	50.7	58.8	53.7	66.9	248.5	297.0	257.3	106.6
85°	22.1	23.5	33.1	38.2	44.1	28.7	41.2	95.6	88.9	77.9	24.3
87.5°	2.2	3.7	13.2	15.4	15.4	8.1	17.6	22.8	25.7	26.5	5.9
90°	0.0	0.0	0.0	0.0	0.0	0.0	0.0	0.0	0.0	0.0	0.0



REPORT NUMBER: P594993
 CATALOG NUMBER: IST-PA1A-827-U-T2R

CANDELA DISTRIBUTION (continued):

	90°	95°	105°	115°	125°	135°	145°	155°	165°	175°	180°
0°	400.6	400.6	400.6	400.6	400.6	400.6	400.6	400.6	400.6	400.6	400.6
2.5°	400.6	391.8	374.9	359.5	344.0	333.7	323.5	319.8	314.6	311.0	313.9
5°	404.3	385.9	353.6	326.4	308.0	294.0	287.4	283.8	280.8	280.1	279.3
7.5°	408.7	381.5	338.2	308.0	290.4	283.8	282.3	282.3	282.3	283.0	283.8
10°	418.3	383.0	330.1	297.7	288.2	286.7	287.4	290.4	290.4	291.1	291.1
12.5°	429.3	386.7	324.2	296.3	290.4	291.1	291.8	293.3	293.3	295.5	294.8
15°	445.5	394.0	323.5	297.7	292.6	291.1	291.1	290.4	290.4	290.4	291.8
17.5°	466.1	404.3	324.2	297.7	290.4	287.4	285.2	283.0	280.1	281.6	280.1
20°	486.6	416.8	324.2	294.0	284.5	277.1	270.5	266.8	263.2	262.4	263.2
22.5°	512.4	431.5	320.5	286.0	272.0	261.7	252.1	247.0	241.1	238.9	237.4
25°	534.4	443.3	313.2	274.2	258.0	243.3	230.8	222.0	214.7	213.2	213.2
27.5°	557.2	453.6	302.1	259.5	238.2	222.0	208.0	197.0	189.7	188.9	188.2
30°	578.5	462.4	287.4	243.3	220.5	201.4	185.2	175.7	169.1	165.4	163.2
32.5°	606.5	474.2	273.5	227.2	200.0	180.8	166.1	158.1	149.2	143.3	141.1
35°	641.8	488.1	258.0	209.5	181.6	162.5	153.6	141.9	130.9	124.2	122.0
37.5°	681.5	508.0	241.9	191.1	163.2	149.2	144.1	125.7	113.9	111.7	111.0
40°	730.7	527.1	223.5	172.0	145.6	141.9	133.1	113.9	108.1	107.3	106.6
42.5°	780.0	547.7	205.8	152.9	131.6	133.1	120.6	111.0	105.9	104.4	103.7
45°	837.3	568.2	188.2	136.0	120.6	120.6	113.9	108.1	103.7	102.2	102.2
47.5°	897.6	588.8	169.1	121.3	112.5	108.1	108.8	104.4	101.4	100.0	99.2
50°	973.3	608.7	151.4	111.0	107.3	101.4	103.7	100.7	99.2	97.8	97.0
52.5°	1044.6	617.5	135.3	105.1	104.4	98.5	99.2	97.8	97.0	94.8	94.1
55°	1114.4	615.3	122.8	102.2	100.7	97.8	96.3	95.6	94.8	92.6	91.9
57.5°	1192.4	612.4	114.7	101.4	98.5	95.6	95.6	93.4	90.4	90.4	90.4
60°	1273.2	602.8	111.0	101.4	97.8	95.6	94.1	91.9	88.9	89.7	88.9
62.5°	1364.4	584.4	108.8	103.7	98.5	94.8	93.4	90.4	86.7	87.5	86.7
65°	1444.5	546.9	107.3	105.9	100.0	95.6	91.9	88.2	83.8	84.5	83.8
67.5°	1498.9	483.7	102.9	107.3	102.2	94.8	90.4	85.3	79.4	82.3	81.6
70°	1483.5	393.3	94.8	104.4	104.4	95.6	88.2	81.6	75.0	80.9	78.7
72.5°	1363.6	295.5	79.4	94.1	102.9	95.6	83.8	75.7	69.8	73.5	69.1
75°	1119.6	200.7	63.2	75.0	96.3	96.3	80.1	69.8	62.5	60.3	58.8
77.5°	698.4	125.0	49.3	55.1	80.9	95.6	76.5	62.5	52.2	50.7	49.3
80°	276.4	66.9	39.0	39.7	59.5	87.5	71.3	52.9	41.9	40.4	37.5
82.5°	63.2	33.8	27.2	26.5	36.8	71.3	64.7	41.9	32.3	32.3	27.2
85°	19.1	17.6	17.6	16.9	18.4	36.8	50.0	28.7	22.1	15.4	13.2
87.5°	5.1	7.4	6.6	5.9	5.9	5.1	16.2	7.4	4.4	2.2	1.5
90°	0.0	0.0	0.0	0.0	0.0	0.0	0.0	0.0	0.0	0.0	0.0

(END OF REPORT)